

CITY OF KENNER

Hurricane Preparedness 2025



Mayor Michael Glaser

HURRICANE SEASON

2025 Atlantic Hurricane Season:

Officially Begins: June 1, 2025

Some Tropical Storms can develop earlier!

Peak of Storm Season: Mid-September.

Ends: November 30, 2025

Some Tropical Storms do develop late in year!

ARE YOU PREPARED?

KNOW THE RISK

- Hurricanes are unpredictable events that can result in a number of hazardous conditions that can directly affect the lives and safety of Kenner residents.
- Examples of conditions associated with hurricanes are as follows:
 - **FLOODING**
 - **HIGH WINDS / TORNADOES**
 - **DAMAGED ROADWAYS / BRIDGES**
 - **EXTREME HEAT & HUMIDITY**
 - **EXTENDED POWER OUTAGES**
 - **DRINKING WATER SHORTAGES / CONTAMINATION**
 - **FUEL SHORTAGES**
 - **FOOD SHORTAGES**
 - **UNSANITARY CONDITIONS**
 - **NO RETAIL OUTLETS OPEN (GROCERIES, PHARMACY, HARDWARE)**
 - **UNSAFE CONDITIONS**

Consider Past Experiences

EVEN A CATEGORY 1 STORM (SUCH AS **ISAAC** IN 2012) CAN BE A DANGEROUS EVENT! KENNER EXPERIENCED DAMAGING WINDS OVER AN EXTENDED PERIOD OF TIME. SURROUNDING JURISDICTIONS DEALT WITH WIDESCALE FLOODING.

BE PREPARED FOR NUMEROUS STORM EVENTS THROUGHOUT THE SEASON. THE 2020 SEASON SAW 30 TROPICAL EVENTS; 5 STORMS IMPACTED LOUISIANA CAUSING WIDESCALE DEVASTATION, INCLUDING **LAURA, DELTA AND ZETA**.

CAT 4 HURRICANE **IDA** CAUSED CONSIDERABLE, WIDESPREAD DAMAGE THROUGHOUT SOUTHEAST LOUISIANA IN 2021. KENNER WAS ONE OF THE HARDEST HIT AREAS WITH EXTENSIVE IMPACTS TO UTILITIES AND HUNDREDS OF DAMAGED STRUCTURES - RESIDENCES, BUSINESSES AND MOST LOCAL GOVERNMENT FACILITIES.

MAINTAINING SUFFICIENT HOMEOWNERS, RENTERS AND FLOOD INSURANCE IS ESSENTIAL FOR RECOVERY. HURRICANE **FRANCINE** IN 2024 RESULTED IN MANY FLOODED STRUCTURES IN KENNER.

RECOGNIZE THAT RAPID INTENSIFICATION OF STORMS IS A GREAT CONCERN. FAST DEVELOPING HURRICANES OF CONSIDERABLE STRENGTH LIMIT OUR ABILITY TO PREPARE AND EVACUATE. PAY CLOSE ATTENTION TO CHANGING CONDITIONS AND BE PREPARED TO ACT QUICKLY.

Loss of Electrical Power

Widespread power outages do frequently occur because of hurricanes. The estimated restoration time following a major storm can vary based on storm severity and location. Utility officials suggest that you should be prepared for:

CATEGORY 1 STORM

....7 DAYS WITHOUT POWER.

CATEGORY 2 STORM

....10 DAYS WITHOUT POWER.

CATEGORY 3 STORM

... UP TO 14 DAYS WITHOUT POWER.

CATEGORY 4 / 5 STORM

... UP TO 21 DAYS OR MORE... ????




In 2020 – Cat 2 Hurricane Zeta resulted in wide scale outages over a five day period.

In 2021, Cat 4 Hurricane Ida resulted in 11 days without power for Kenner residents.

STEPS FOR HURRICANE SEASON PLANNING

1. Emergency preparedness planning is YOUR PERSONAL RESPONSIBILITY. Start planning NOW.



```
graph TD; 1[1. Emergency preparedness planning is YOUR PERSONAL RESPONSIBILITY. Start planning NOW.] --> 2[2. If you are in a nursing home, assisted or independent living community resident, start by contacting your facility administrator to determine their plans. Determine whether personnel and resources will be available for you during a storm event.]; 2 --> 3[3. Communicate with and share your plan with family members and friends.]; 3 --> 4[4. Develop a Personal Disaster Action Plan. Update it annually.];
```

2. If you are in a nursing home, assisted or independent living community resident, start by contacting your facility administrator to determine their plans. Determine whether personnel and resources will be available for you during a storm event.

3. Communicate with and share your plan with family members and friends.

4. Develop a Personal Disaster Action Plan. Update it annually.

CONSIDER THE FOLLOWING FOR YOUR PERSONAL DISASTER PLAN:



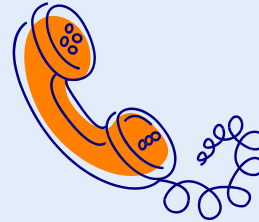
When will you leave?




What resources do you need?




Where will you go?



Who do you need to contact
& How will people contact
you?



How will you get there?



How best to stay informed
of conditions/situations
during the event.

DISASTER CARE FOR PETS:

Your pets are an important member of your family, so they need to be included in your family's emergency plan. **DON'T LEAVE PETS BEHIND IF YOU EVACUATE.** To prepare for the unexpected follow these tips with your pets in mind:

1. Make a plan.
2. Build a pet emergency kit.
3. Stay informed.

PET PREPARATIONS FOR DISASTERS:

- Make sure your pet is current on all shots.
- Make sure your pet has an ID collar.
- Have detailed descriptive data on your pet.
- Have recent photographs of your pet.
- Have your pet microchipped.
- Keep a list of your pets medical conditions.
- Keep your veterinarian's contact information handy.

CARE FOR PETS DURING SEVERE WEATHER:


- Shelter your pets inside during extreme weather (storms, cold, heat, lightning).
- Don't leave your pets in a car!
- Plan with neighbors, friends or relatives to make sure that someone is available to care for or evacuate your pets if you are unable to do so.
- During a Boil Water Advisory, be safe and give your pet bottled or boiled water.

EVACUATING WITH PETS:

EVACUATING WITH YOUR PET:

- Carry at least 3 days' worth of supplies for your pet (food, water, medicine).
- Plan where you're going ahead of time. Many hotels will not take pets.
- If you plan to board your pet, know that most kennels require your vet's medical records.

For more information on caring for pets during disasters, link to:



Ready

<https://www.ready.gov/pets>


PUBLIC ASSISTED EVACUATION WITH PETS:

- Have an ID collar, leash, medications, and a carrier for your pet.
- Jeff Parish Transit / MITS will transport small animals only in carriers. If transporting large or exotic animals, please call Jefferson Parish Transit at (504) 818-1077.
- When you and your pet arrive at the Parish Pick Up Point, you and your pet will be registered. Your pet will be transported to an animal shelter near where you're going to be sheltered.

Storm Season Preparations

- **Sign-up for local Alerts from Jefferson Parish / City of Kenner.**
- **Familiarize yourself with evacuation routes** out of the region if you plan to travel by automobile. Be prepared to leave when notified by authorities.
- **Determine nearby bus stops, local bus service schedules and restrictions** if you plan to use public transportation services.
- **Sign up with Special Needs Registry** if you or a loved one requires special medical attention.
- **Sign up with M.I.T.S.** now if you are mobility impaired.

Detailed information on these services can be found in this presentation



Preparing a Disaster Kit

Prepare a disaster kit in case you have to shelter-in-place or evacuate. Here are some basics that you should stock a disaster supply kit with:

- ☐ Bottled Water
- ☐ Non-Perishable Food – canned and packaged goods, snacks
- ☐ Can opener
- ☐ Clothing, bedding, hygiene items
- ☐ First aid supplies
- ☐ Flashlight and batteries
- ☐ Portable / Weather Band Radio and batteries
- ☐ Prescription Medications: MINIMUM 7 – 10 day supply
- ☐ Important Records / Identification.
- ☐ Maps
- ☐ Credit Cards and Cash
- ☐ Cellular phone, charger and extra battery



Important Documentation

Prepare a disaster kit in case you have to shelter-in-place or evacuate. Here are some basics that you should stock a disaster supply kit with:

- ☐ DRIVER'S LICENSE OR PICTURE IDENTIFICATION
- ☐ SOCIAL SECURITY CARD
- ☐ MEDICARE / MEDICAID & PRIVATE HEALTH INSURANCE CARD
- ☐ PROPERTY INSURANCE POLICIES
- ☐ FAMILY / FRIENDS CONTACT INFORMATION
- ☐ BANKING INFORMATION
- ☐ ADVANCE CARE DIRECTIVES
- ☐ PERSONAL DIRECTIVES
- ☐ CONTACT LIST FOR LOCAL AGENCIES (POLICE, FIRE, AMBULANCE, HOSPITALS)



**SAFEGUARD PERSONAL INFORMATION
IN A SHELTER, KEEP YOUR PRIVATE PAPERS IN YOUR PERSONAL POSSESSION**

Prescription Medications

1. SPEAK TO YOUR PHYSICIAN AND PHARMACIST AT THE BEGINNING OF THE STORM SEASON. LET THEM KNOW OF YOUR PLANS TO EVACUATE IN THE EVENT OF A STORM.

2. MAKE CERTAIN THAT YOU HAVE SUFFICIENT REFILLS AVAILABLE THROUGHOUT THE STORM SEASON.

3. ASK YOUR PHYSICIAN AND PHARMACIST FOR EMERGENCY CONTACT (TELEPHONE, EMAIL OR WEBSITE) INFORMATION.

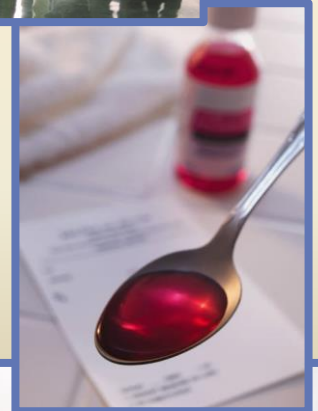
KEEP WRITTEN LIST OF:

- ☐ EACH PRESCRIBED MEDICATION NAME
- ☐ DOSAGE
- ☐ PRESCRIPTION NUMBER
- ☐ PHARMACY NAME
- ☐ NUMBER OF REFILLS LEFT
- ☐ NON-PRESCRIBED / OVER-THE-COUNTER MEDICATIONS



What Important Medical Information Should You Bring?

- ❑ **LIST OF YOUR MEDICAL NEEDS:**
 - LIST OF MEDICAL CONDITIONS
 - SPECIAL CARE / EQUIPMENT REQUIRED
- ❑ **PHYSICIAN INFORMATION:**
 - DOCTOR'S FULL NAME
 - OFFICE ADDRESS
 - TELEPHONE & FAX NUMBER
 - EMAIL ADDRESS
 - NURSE OR ASSISTANT CONTACT INFORMATION
- ❑ **PHARMACY INFORMATION:**
 - PHARMACY NAME & ADDRESS
 - PHARMACY TELEPHONE NUMBER
 - PHARMACIST OR ASSISTANT YOU DEAL WITH
 - CONSIDER USING A NATIONAL PHARMACY CHAIN



SIGN UP FOR JP ALERT

Jefferson Parish Community Alert System

This parish-wide alert notification system allows officials to immediately contact you during a major crisis or emergency and deliver important emergency alerts, notifications and updates to you on all your devices, including: email account; cell phone; pager; smartphone and other handheld devices.

Call (504)349-5360
for more info or to
register.

Here are examples of when JP ALERT may be used:

- ❖ Life-threatening weather
- ❖ Highly disruptive road shutdowns
- ❖ Evacuation or Shelter-in-Place information
- ❖ Boil water notices
- ❖ Information about emergency shelters
- ❖ Other emergency information

Kenner residents can register today for JP ALERT at:
<https://member.everbridge.net/892807736721515/login>

FOR OFFICIAL ADVISORIES

Sign Up / Check these sites frequently for important updates:

OFFICIAL
City of Kenner Web Site:

<http://www.kenner.la.us>

OFFICIAL
City of Kenner -
Facebook:

[https://ww.facebook.com/
officialcityofkennergovern
ment](https://ww.facebook.com/officialcityofkennergovernment)



OFFICIAL
City of Kenner - Instagram:
[cityofkennergov](https://www.instagram.com/cityofkennergov)

OFFICIAL
City of Kenner - YouTube:
[youtube.com/Kennertvonline](https://www.youtube.com/Kennertvonline)

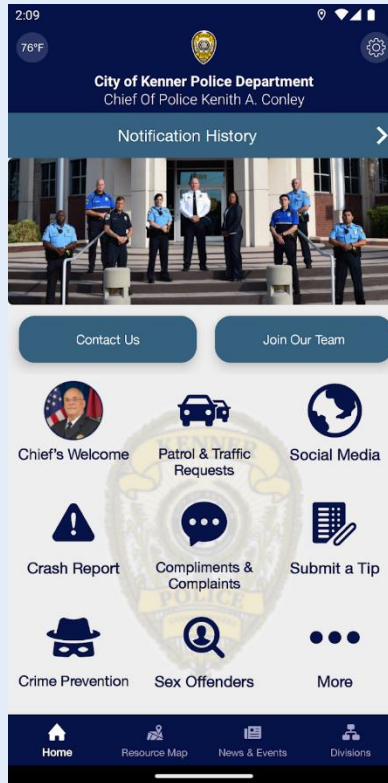
OFFICIAL
City of Kenner - X
(formerly Twitter):
[@CityOfKenner](https://twitter.com/CityOfKenner)

IN THE EVENT OF AN EMERGENCY, THE CITY OF KENNER WILL
ANNOUNCE SPECIAL PHONE NUMBERS AND ISSUE OFFICIAL
ADVISORIES VIA SOCIAL MEDIA AND NEWS OUTLETS.



Stay informed

OFFICIAL INFORMATION



OFFICIAL

Kenner Police Web Site:

<https://www.kennerpd.com/>

**OFFICIAL Kenner Police -
Instagram**

[*Kennerpolice*](#)

**OFFICIAL
Kenner Police - Face Book:**

[*Kennerpolice*](#)

**OFFICIAL Kenner Police - X
(formerly Twitter)**

[*KennerPolice*](#)

The OFFICIAL Kenner Police App is available FREE for download at the App Store and Google Play by searching "Kenner Police Department".

STATE & FEDERAL WEBSITES


Sign Up / Check these sites for preparation tips

GOVERNOR'S OFFICE OF HOMELAND SECURITY & EMERGENCY PREPAREDNESS
STATE OF LOUISIANA



Since 1990, the Governor's Office of Homeland Security & Emergency Preparedness has coordinated several hundred State Disaster Declarations authorized under the Governor's signature. The GOHSEP staff is poised and ready to serve the people of Louisiana at a moment's notice.

www.getagameplan.org



www.ready.gov

[CONTACT US](#) [MORE LANGUAGES](#) [FAQS](#) [FEMA.GOV](#)

BE INFORMED	MAKE A PLAN	BUILD A KIT	GET INVOLVED	BUSINESS	KIDS
Learn what protective measures to take before, during, and after an emergency.	Prepare, plan and stay informed for emergencies.	Build a kit for disasters to be prepared.	Find opportunities to support community preparedness.	Plan for and protect your business.	Fun and games for kids. Great tools for educators and parents too!

DEFINING EVACUATION TERMS

State and Parish officials will issue emergency declarations as needed:

ADVISORY EVACUATION or VOLUNTARY EVACUATION

An evacuation ordered when a disaster or emergency has been declared.

The evacuation is recommended due to the potential for rapidly changing conditions to develop into a serious threat.

You should consider leaving at this point.

MANDATORY EVACUATION

An evacuation ordered when a disaster or emergency has been declared and danger is imminent; conditions exist that seriously imperil or endanger the lives of those in a defined area.

Police, fire, rescue, and emergency medical services may not be available to you if you chose to remain.

CONTRAFLOW

Refer to plans that alter the normal flow of traffic (typically reversing traffic direction on a Interstate Highway) to aid in a large scale, region-wide evacuation.

**DON'T WAIT FOR CONTRAFLOW TO
LEAVE! EVACUATE AS SOON AS
POSSIBLE AFTER BEING ADVISED.**

EVACUATION TIPS

If you plan to travel by automobile:

PERFORM MAINTENANCE CHECK ON YOUR VEHICLE PRIOR TO THE STORM SEASON (CHECK: TIRES, FLUIDS, BELTS, BATTERY, BULBS).

BRING A CAR CHARGER FOR ALL MOBILE DEVICES. BRING A MAP OR USE A GPS DEVICE TO GUIDE YOU.

MAP OUT YOUR DEPARTURE AND RETURN ROUTES IN ADVANCE. CONSIDER ALTERNATE ROUTES, TOO. LET OTHERS (FAMILY, FRIENDS) KNOW YOUR ROUTE & DESTINATION.

KEEP YOUR VEHICLE FUELED WITH A FULL TANK DURING STORM SEASON.

LEAVE AS SOON AS POSSIBLE AFTER AN EVACUATION IS ORDERED. DO NOT DELAY.

DON'T WAIT FOR CONTRAFLOW IF POSSIBLE.

JP PUBLIC ASSISTED EVACUATION

- ❑ Public Assisted Evacuation (PAE) is implemented by Jefferson Parish when an Emergency Declaration is made by the Parish President and a MANDATORY EVACUATION is called for.
- ❑ Regularly scheduled fixed route bus service offered by Jefferson Transit Service will be replaced with the Hurricane Evacuation System.
Call JPEM (504)349-5360 for additional information
- ❑ If you require transportation:

Step 1 Jefferson Transit Buses will run along the Kenner Loop.

Step 2 East Bank Parish Pick Up Point (PPP) is located at - **Vineyard Church** on Sal Lentini Pkwy in Kenner.

Or you may proceed to the Westbank PPP: **Alario Center**

Step 3 Residents will be registered by local and State officials and transported by bus out of the Parish to an in-state emergency shelter, a medical needs shelter or may be evacuated by plane at NOIA.



Public Assisted Evacuation Plan

Parish Pick Up Points

If you need transportation out of the area, and have no mobility issues, you should go to the nearest Jefferson Parish Transit bus stop or proceed to the nearest Parish Pick Up Point:



EASTBANK
Vineyard Church
4340 Sal Lentini Pkwy.
Kenner, LA 70065



WESTBANK
Alario Center
2000 Segnette Blvd
Westwego, LA
70094



Public Assisted Evacuation

Guidelines

- ❖ No fares will be collected during Hurricane Evacuation.
- ❖ Riders are limited to one bag per person no larger than 30" x 16". MITS Riders are limited to one small bag per person (not including oxygen tanks and medicine bags).
- ❖ No ice chests over 1 gallon.
- ❖ Jeff Transit and MITS will transport small animals only in carriers. If transporting large or exotic animals, please call Jefferson Parish Transit at (504) 818-1077.
- ❖ Officials may enact other restrictions for admittance to evacuation facilities.

Mobility Impaired Transportation

Service (MITS)

MITs services are available year-round to assist qualified individuals with mobility issues. Riders should register in advance. In the event of mandatory evacuation, this service will provide transportation via Jeff Transit buses to the Parish Pick-Up Points. MITs will be available for a 24 hour period following the official emergency declaration order.

Jefferson Parish officials will announce phone numbers on TV and radio and the locations of Parish Pick-up Points . Riders must contact the specified hotline number as soon as possible after the emergency declaration takes effect.

**For more information or to register for MITs, call:
(504) 889-7155**

Special Needs Registry

It is important for individuals with special medical needs to register IN ADVANCE with JP Emergency Management so they can assess the number and needs of residents. This registry is for Jefferson Parish residents with medical or mobility needs that limit their ability to use traditional public transportation buses.

NOTE: This DOES NOT automatically schedule a pick-up during evacuation.

Register or Obtain Printed Registration Form online at:
www.jeffparish.net

Contact / Mail to:
Jefferson Parish Emergency Management
910 3rd Street
Gretna, LA 70053
(504) 349-5360



When Can You Re-enter?

- ❑ Federal, state, parish and local emergency management officials will coordinate and determine when conditions are safe enough for businesses and residents to return to the Parish / City.
- ❑ The re-entry plan allows authorized emergency responders (police, fire, EMS, military) quick access into the disaster area to deal with the situation.
- ❑ Re-entry will be accomplished in phases, authorized /announced by “tiers”. Stay alert to media / official posts for re-entry instructions.
 - ❑ The Parish will pre-designate qualifying businesses / agencies in each tier.
 - ❑ This permits restoration of essential services prior to repopulation.

Business Re-entry

- Businesses need to pre-register with the **Jump Start Jefferson Program** and are assigned to appropriate Tier.
- Proper personal and business identification, **Letter of Access Authorization** are required to re-enter Parish.
- Authorized businesses are assigned vehicle **Re-entry Authorization Placards**.

For additional information, call **Jefferson Parish Emergency Management: (504)349-5360**

Register On-Line: • <https://jumpstartjefferson.com/>

Before re-entry, consider...

- ☐ Extreme weather conditions can persist post-storm (wind, flooding, excessive heat and humidity).
- ☐ Be prepared for dangerous roadway and street conditions.
- ☐ Potential wide area and long-lasting utility outages (electric, cellular, water, sewerage).
- ☐ Expect shortage of fuel and long lines at fueling stations.
- ☐ Be prepared for lack of housing / shelter options.
- ☐ Groceries, pharmacies, hardware stores and convenience stores may remain closed for extended periods of time.
- ☐ Hospitals and clinics may be inundated with patients.
- ☐ Busy first responders may not be able to address your immediate concerns.
- ☐ Limited or no public transportation options may persist for some time.

Re-entry Guidelines

- ☐ **Curfews and other restrictions will be in effect during mandatory evacuation periods.**
 - ☐ Returning / remaining residents will be required to remain at their residences.
 - ☐ Persons on the street during curfew will be challenged by police and military authorities.
 - ☐ Appropriate enforcement action will be taken against violators during a disaster.
- ☐ **Residents will be informed by public officials when it is safe to return to the community.**
- ☐ **Stay tuned to TV and radio news and check the Kenner City website or social media sites often for official information.**

ASSISTED EVACUATION CONTACTS

For more information, Kenner residents should contact:

PARISH PUBLIC ASSISTED EVACUATION PHONE NUMBERS

Jefferson Parish Transit - www.jeffersontransit.org	(504) 364-3450 or (504)367-7433
Regional Transit Authority (RTA)- www.norta.com	(504) 248-3900
Mobility Impaired Transportation Service (MITS)	(504) 889-7155
TDD	(504)736-8483
Pet Evacuation Information	(504) 818-1077
Jefferson Parish Department of Emergency Management	(504) 349-5360

Important Contacts



Mayor Michael Glaser

Important Contacts For Kenner Residents

Kenner City Hall:	504-468-7200	LA State Police Troop B:	504-471-2775
Kenner Police:	504-712-2222 or 911	Jefferson Parish Sheriff's Office:	504-363-5500
Kenner Fire:	504-467-2211 or 911	Entergy:	1-800-968-8243
Kenner Public Works:	504-468-7515	Atmos:	1-888-322-8667
Kenner Code Enforcement:	504-468-4068	Red Cross (local):	504-620-3105
Kenner Wastewater:	504-468-7292	Jefferson Parish Water Department:	504-736-6060

Michael Glaser

Mayor

1610 Rev. Richard Wilson Drive
Kenner, Louisiana 70062

Telephone: (504) 468-7240

E-mail: kennermayor@kenner.la.us

